

# Incident Summary

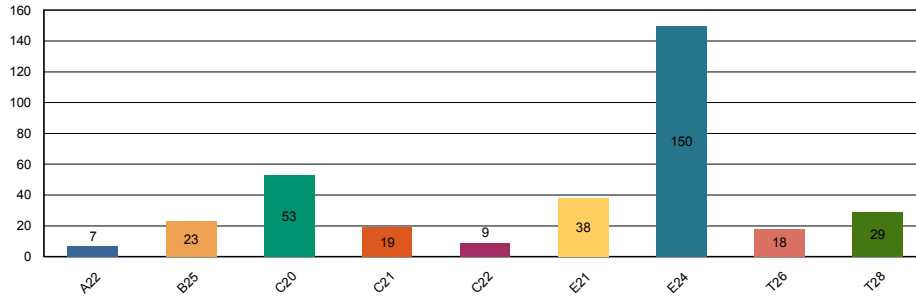
Total Number of Unit Responses: 3,705

Date Range From: 1/1/2009 To 4/30/2009

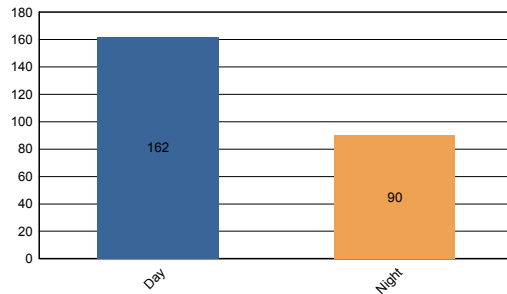
Total Number of Incidents: 2,273

Station 02 Units	Incident Count: 252	Unit Responses: 346
------------------	---------------------	---------------------

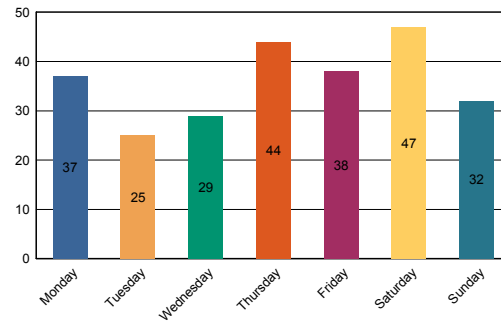
## Unit Responses



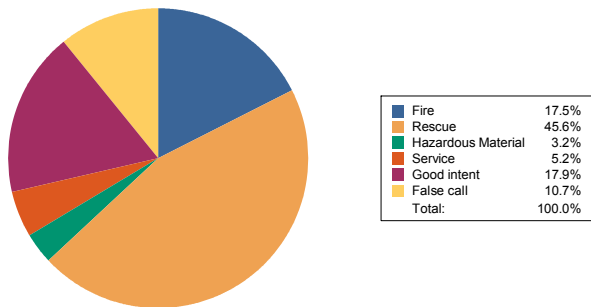
## Calls, Day versus Night



## Calls, Day of Week



## NFIRS Code Summary



## Breakdown, by First Due

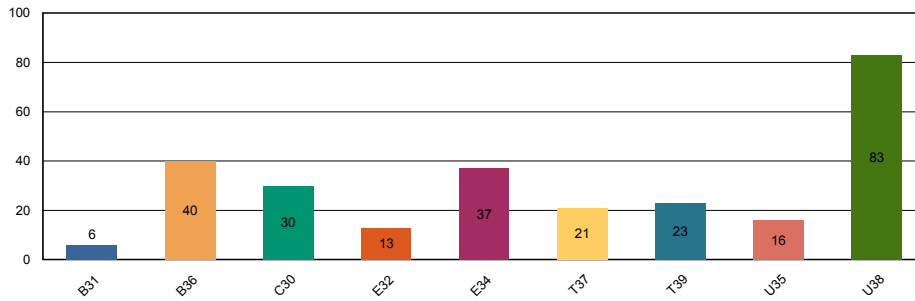
CHQ	F01	F02	F06	F07	F10	F11	Total
4	42	178	1	7	1	19	252

Station 03 Units

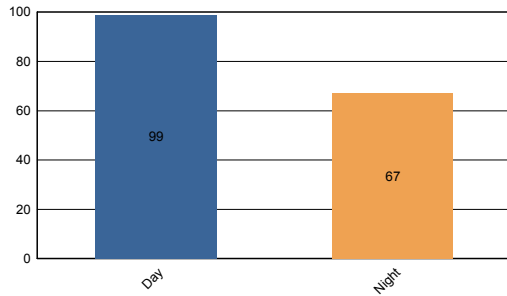
Incident Count: 166

Unit Responses: 269

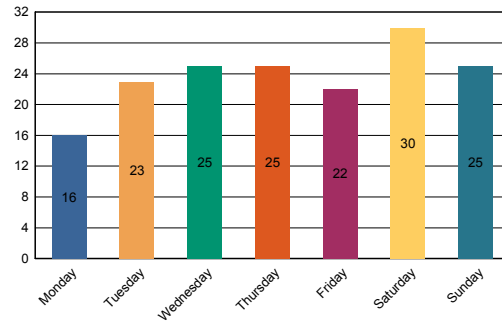
### Unit Responses



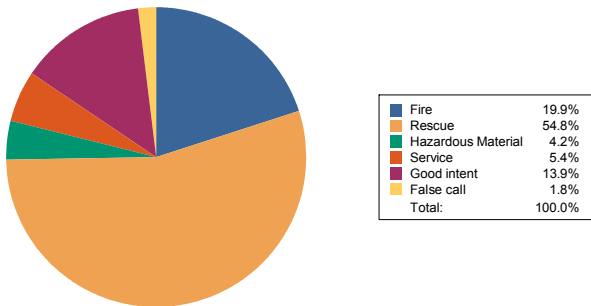
### Calls, Day versus Night



### Calls, Day of Week



### NFIRS Code Summary



### Breakdown, by First Due

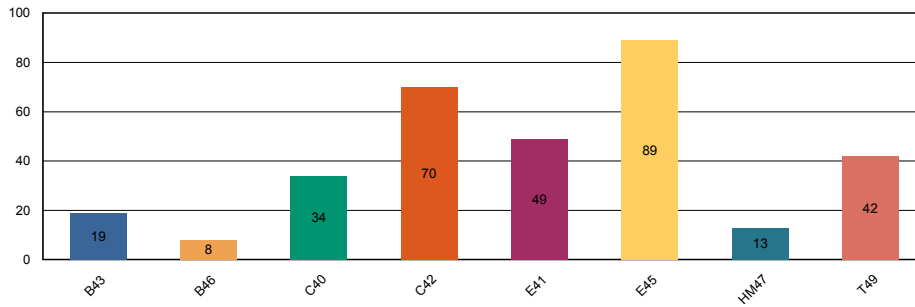
CHQ	F02	F03	F05	F07	F10	F11	Total
6	1	130	16	7	3	3	166

Station 04 Units

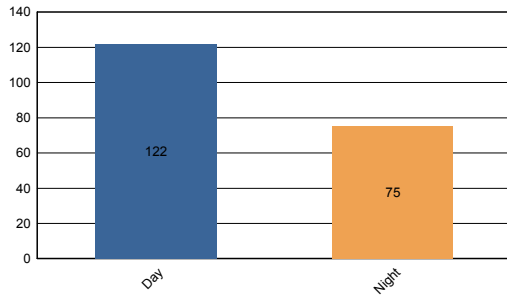
Incident Count: 197

Unit Responses: 324

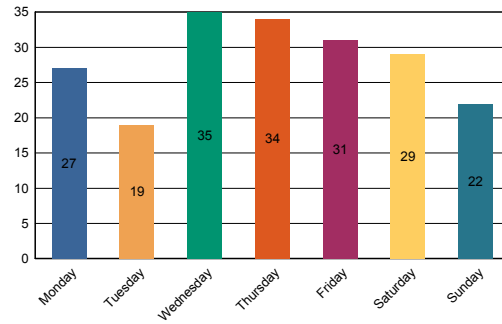
Unit Responses



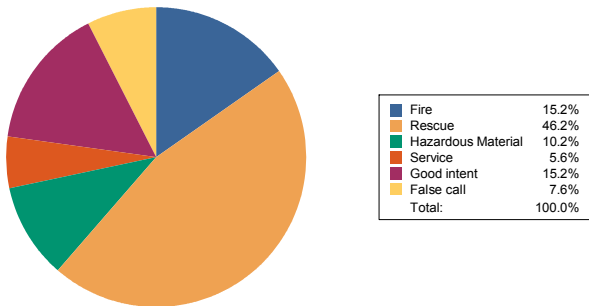
Calls, Day versus Night



Calls, Day of Week



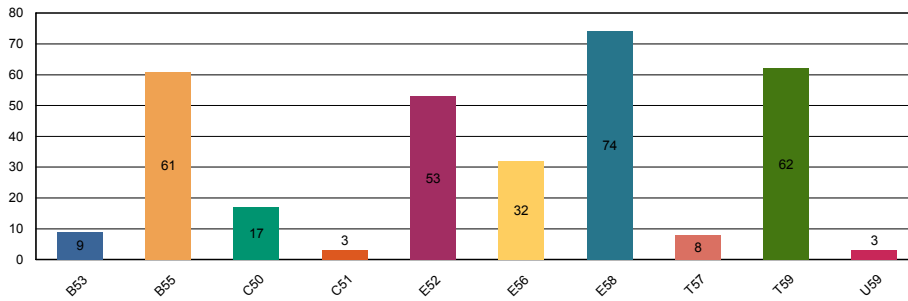
NFIRS Code Summary



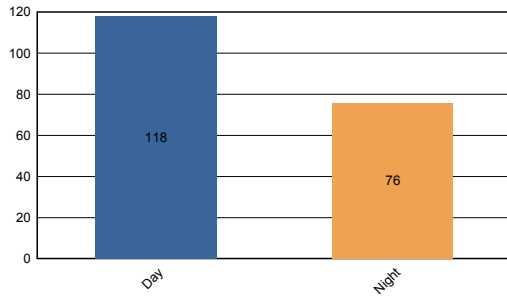
Breakdown, by First Due

F03	F04	F05	F06	F07	F08	F09	F11	F12	Total
1	132	8	2	2	4	2	1	45	197

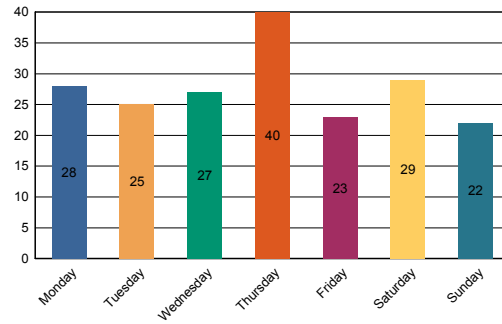
Unit Responses



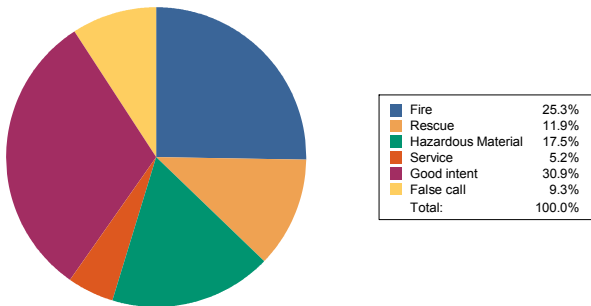
Calls, Day versus Night



Calls, Day of Week



NFIRS Code Summary



Breakdown, by First Due

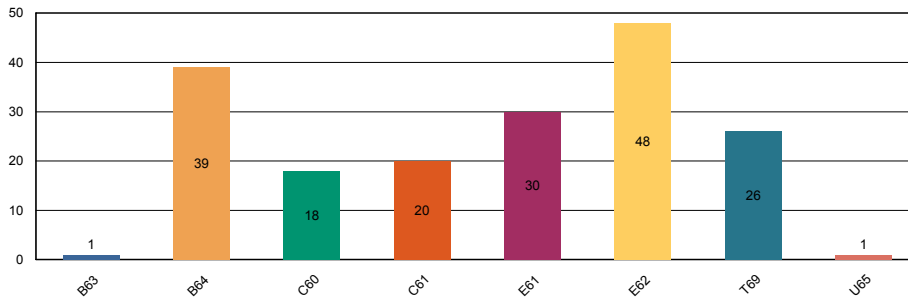
CHQ	F01	F03	F04	F05	F10	F11	Total
1	1	9	8	162	12	1	194

Station 06 Units

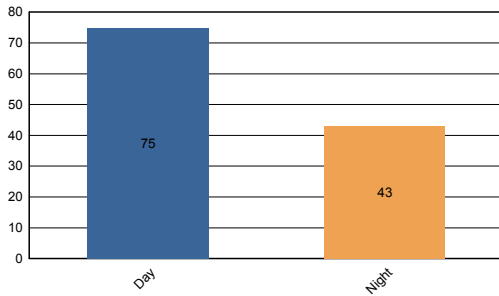
Incident Count: 118

Unit Responses: 183

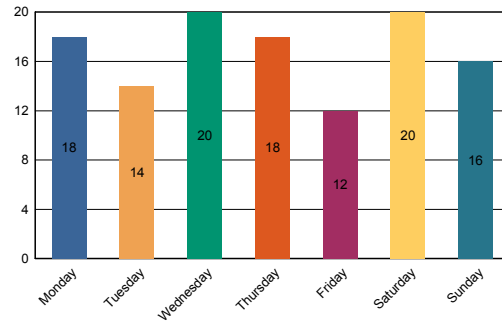
Unit Responses



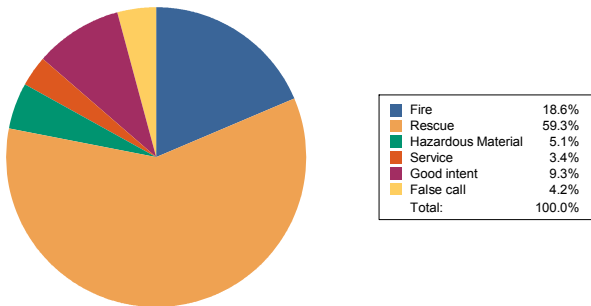
Calls, Day versus Night



Calls, Day of Week



NFIRS Code Summary



Breakdown, by First Due

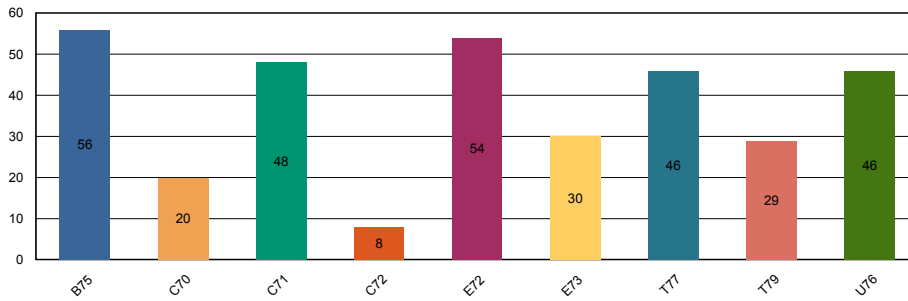
F01	F02	F04	F06	F08	F09	F11	F12	Total
3	10	1	92	1	1	2	8	118

Station 07 Units

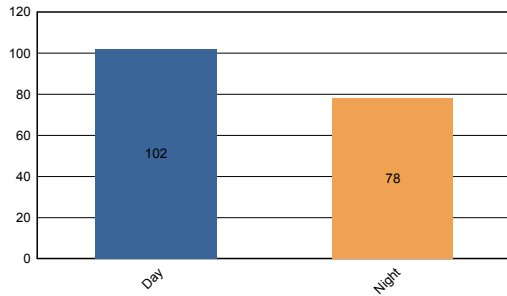
Incident Count: 180

Unit Responses: 337

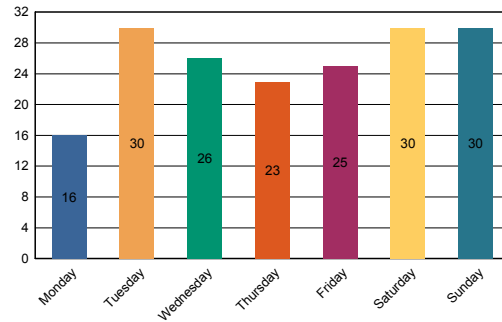
Unit Responses



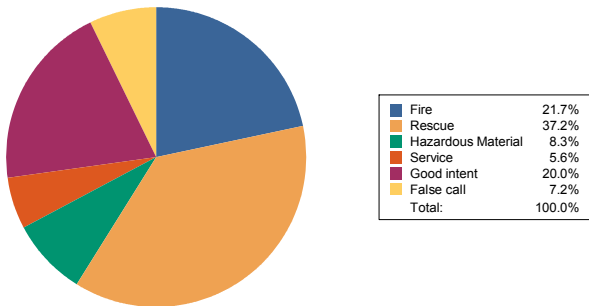
Calls, Day versus Night



Calls, Day of Week



NFIRS Code Summary



Breakdown, by First Due

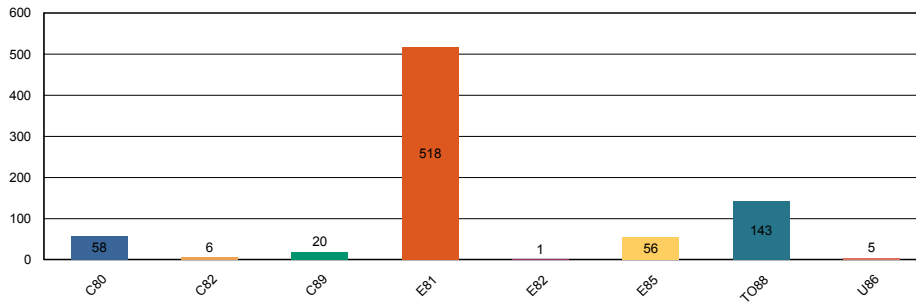
F02	F03	F05	F07	F11	Total
2	5	2	166	5	180

Station 08 Units

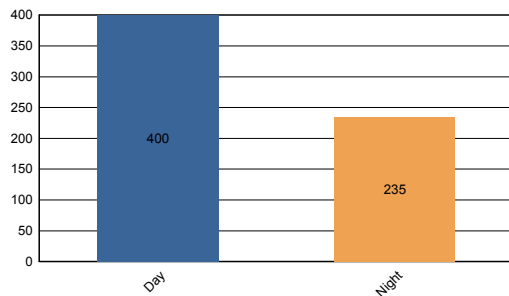
Incident Count: 635

Unit Responses: 807

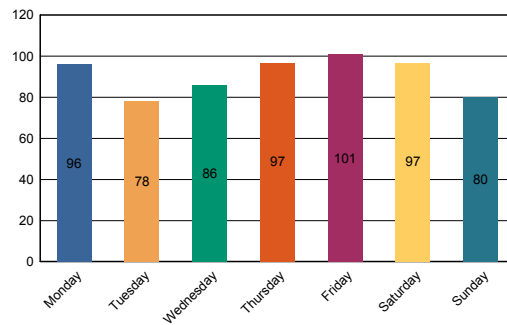
Unit Responses



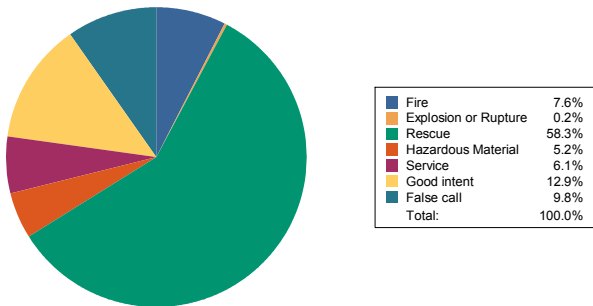
Calls, Day versus Night



Calls, Day of Week



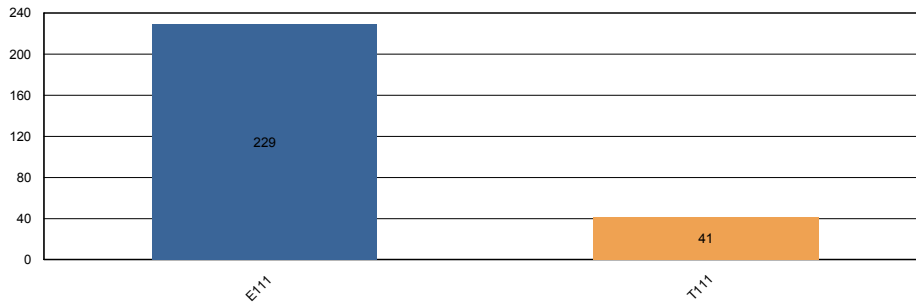
NFIRS Code Summary



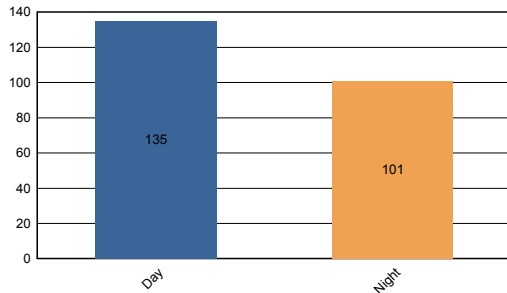
Breakdown, by First Due

CHQ	F01	F02	F04	F05	F06	F07	F08	F09	F10	F11	F12	Total
8	21	1	7	2	2	1	546	2	25	1	19	635

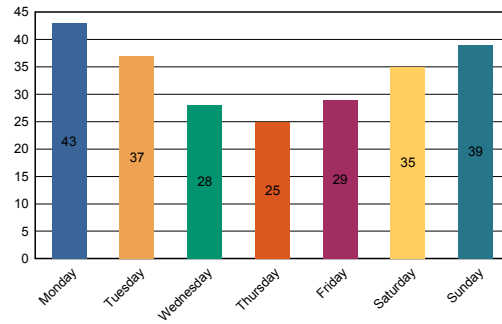
Unit Responses



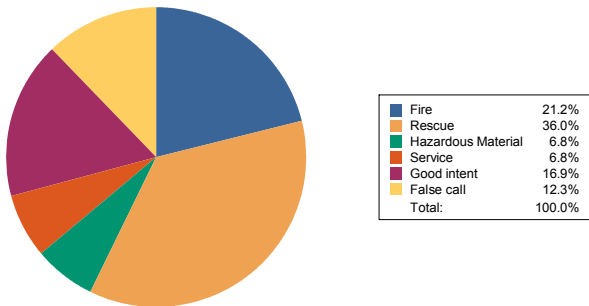
Calls, Day versus Night



Calls, Day of Week



NFIRS Code Summary



Breakdown, by First Due

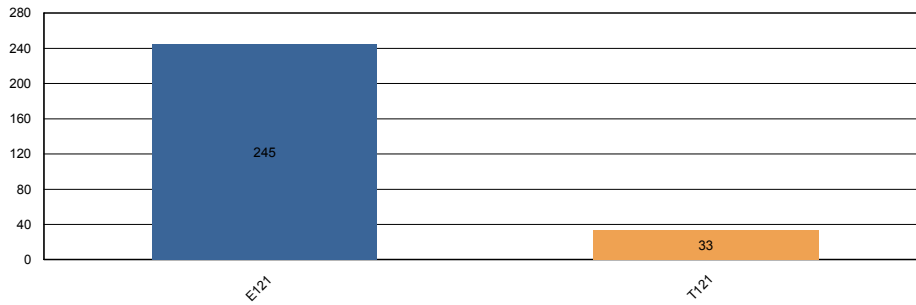
CHQ	F01	F02	F03	F04	F05	F06	F07	F08	F10	F11	F12	DFD	Total
22	8	37	1	1	1	1	20	3	6	134	1	1	236

Station 12 Units

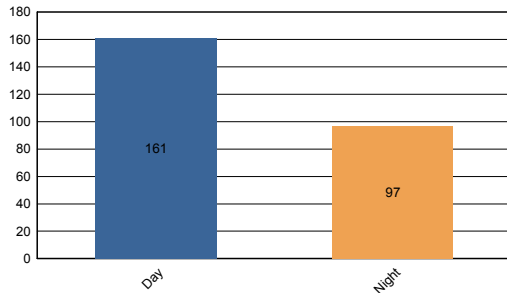
Incident Count: 258

Unit Responses: 278

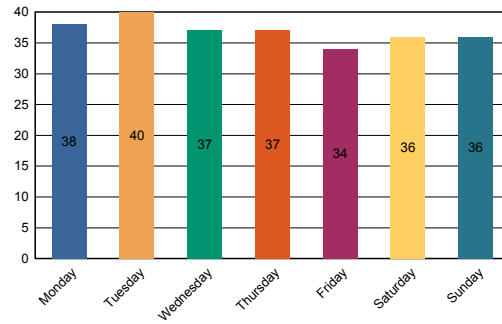
### Unit Responses



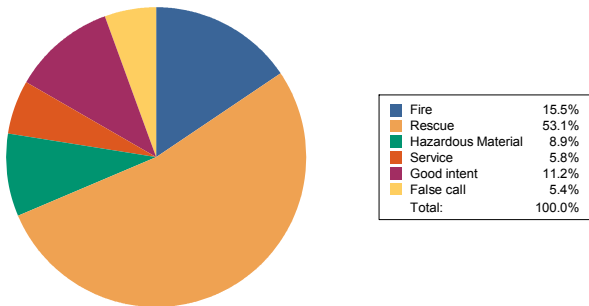
### Calls, Day versus Night



### Calls, Day of Week



### NFIRS Code Summary



### Breakdown, by First Due

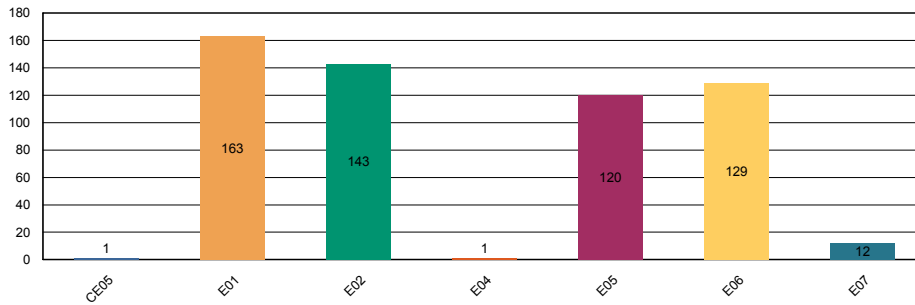
CHQ	F01	F02	F04	F05	F06	F08	F09	F10	F12	Total
1	1	1	15	2	6	18	2	1	211	258

City Units

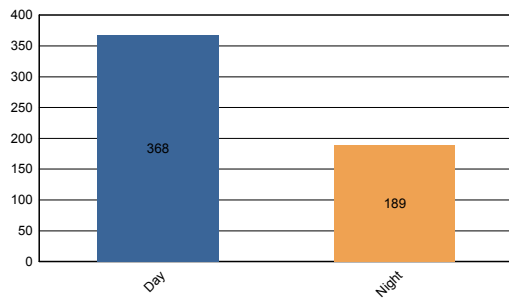
Incident Count: 557

Unit Responses: 569

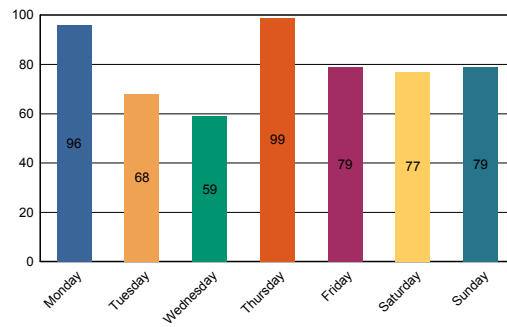
Unit Responses



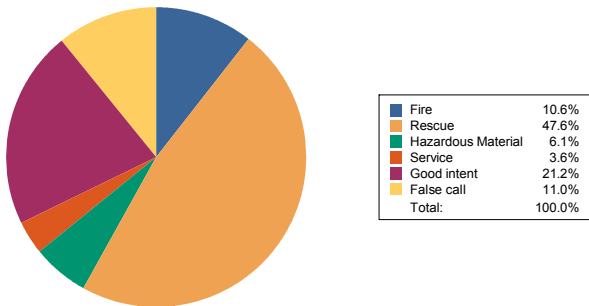
Calls, Day versus Night



Calls, Day of Week



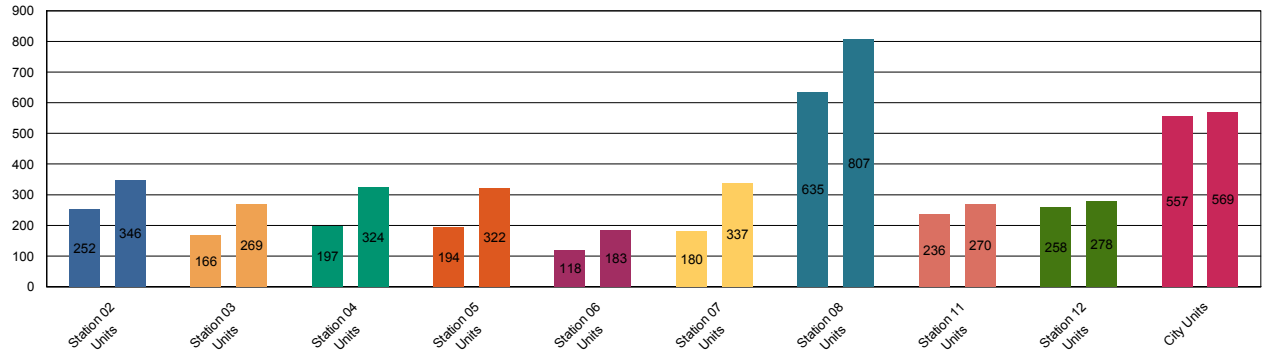
NFIRS Code Summary



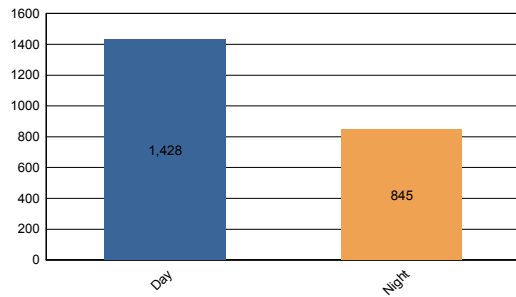
Breakdown, by First Due

CHQ	F01	F02	F03	F04	F05	F06	F07	F08	F09	F10	F11	F12	Total
93	229	7	6	2	22	3	2	48	1	106	37	1	557

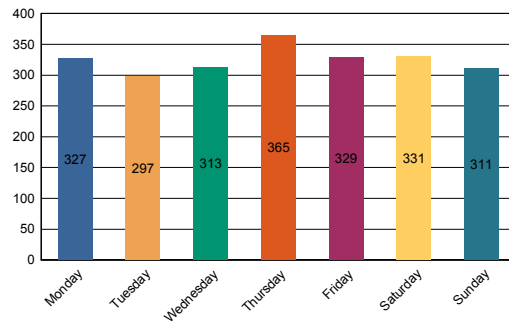
### Reponse Count, Incident and Unit



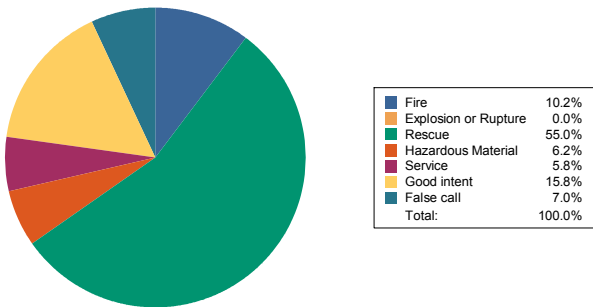
### Calls, Day versus Night



### Calls, Day of Week



### NFIRS Code Summary



### Breakdown, by First Due

CHQ	F01	F02	F03	F04	F05	F06	F07	F08	F09	F10	F11	F12	DFD	Total
99	247	179	132	136	169	92	168	566	2	114	146	222	1	2,273