

# Incident Summary

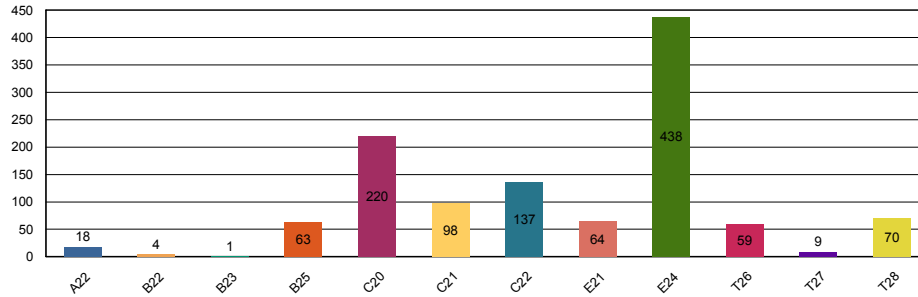
Total Number of Unit Responses: 11,723

Date Range From: 1/1/2007 To 12/31/2007

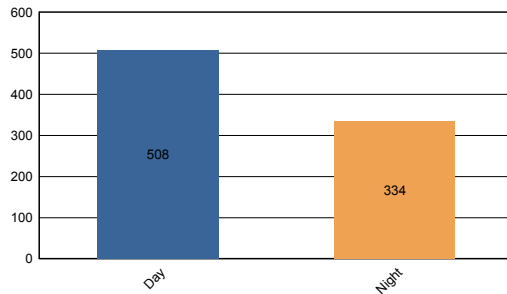
Total Number of Incidents: 7,420

<b>Station 02 Units</b>	<b>Incident Count: 842</b>	<b>Unit Responses: 1,181</b>
-------------------------	----------------------------	------------------------------

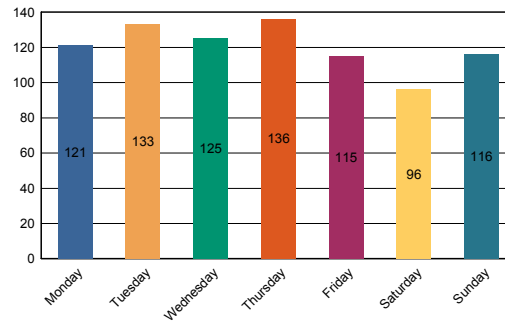
## Unit Responses



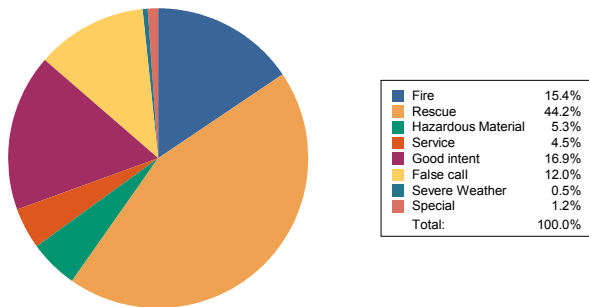
## Calls, Day versus Night



## Calls, Day of Week



## NFIRS Code Summary



## Breakdown, by First Due

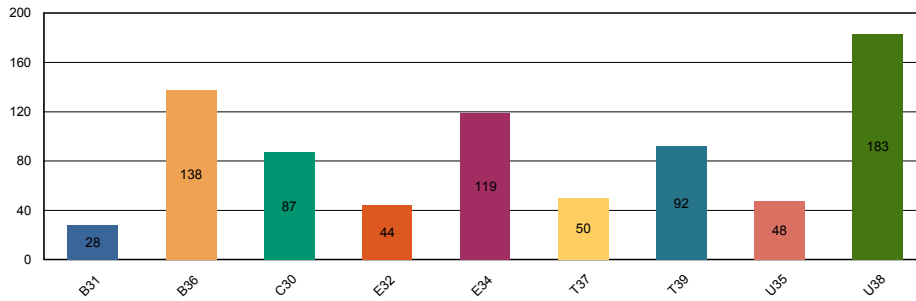
AHQ	CHQ	F01	F02	F04	F05	F06	F07	F08	F10	F11	DFD	Total
1	11	64	654	3	1	10	20	3	3	62	10	842

Station 03 Units

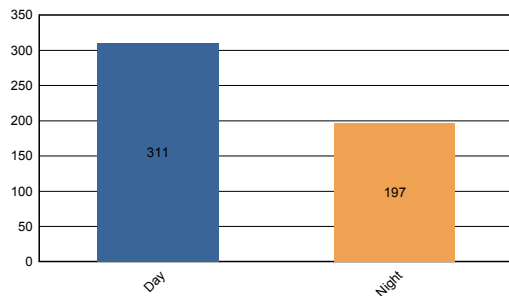
Incident Count: 508

Unit Responses: 789

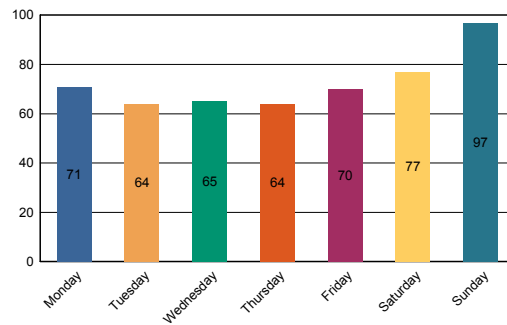
Unit Responses



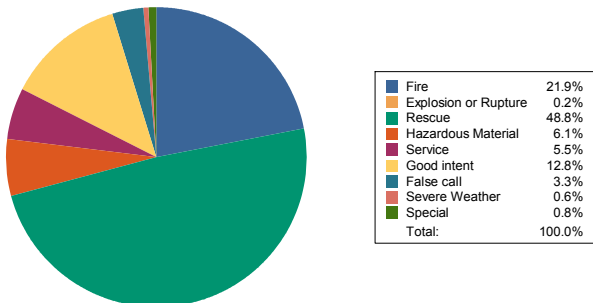
Calls, Day versus Night



Calls, Day of Week



NFIRS Code Summary



Breakdown, by First Due

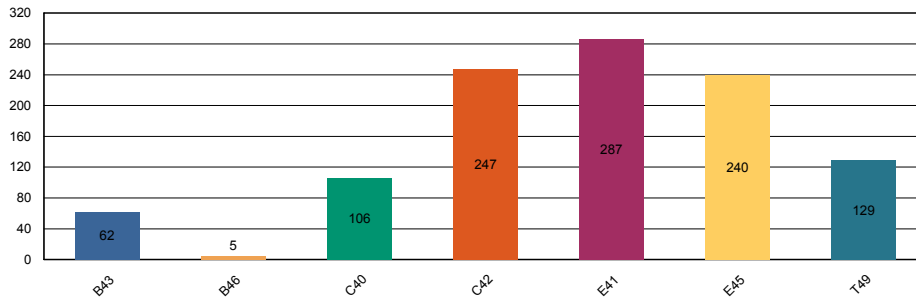
AHQ	CHQ	F01	F02	F03	F04	F05	F07	F10	F11	FDL	Total
1	16	1	1	398	2	42	14	10	14	9	508

Station 04 Units

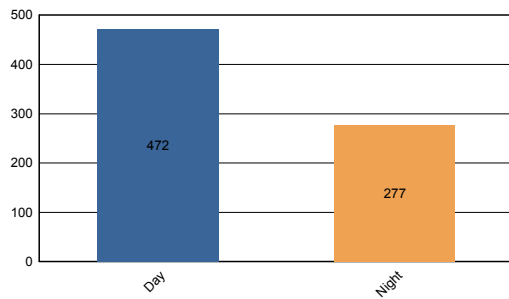
Incident Count: 749

Unit Responses: 1,076

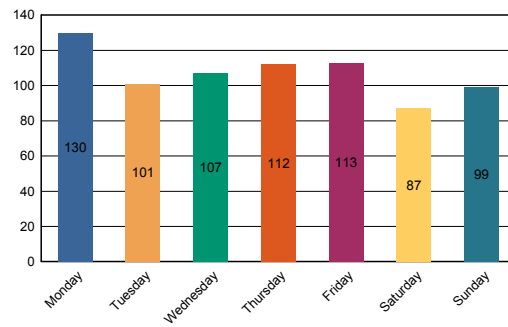
Unit Responses



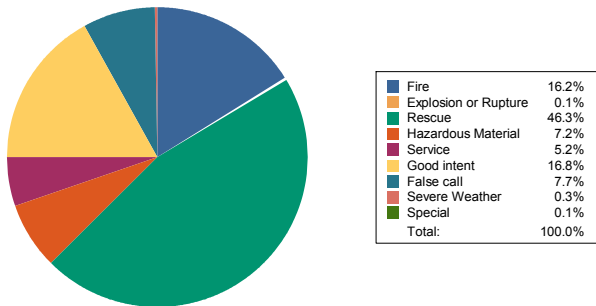
Calls, Day versus Night



Calls, Day of Week



NFIRS Code Summary



Breakdown, by First Due

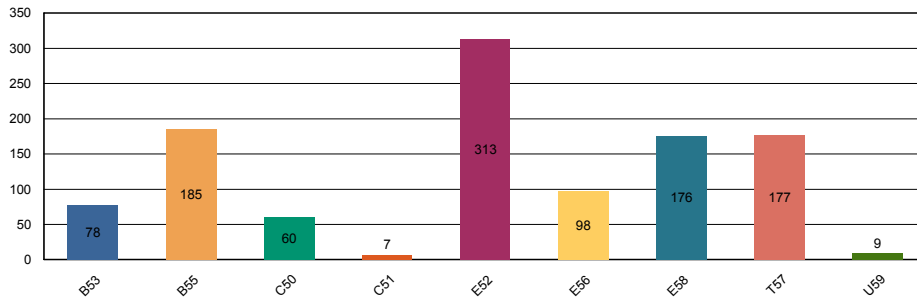
CHQ	F01	F02	F04	F05	F06	F07	F08	F09	F10	F11	F12	DFD	Total
2	6	4	583	30	9	1	48	1	11	2	50	2	749

Station 05 Units

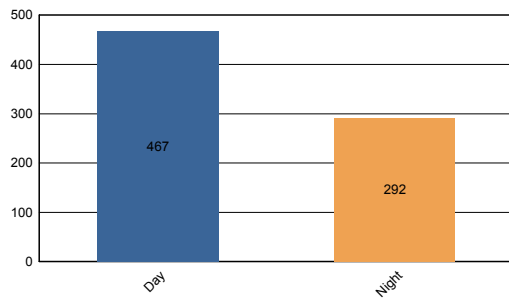
Incident Count: 759

Unit Responses: 1,103

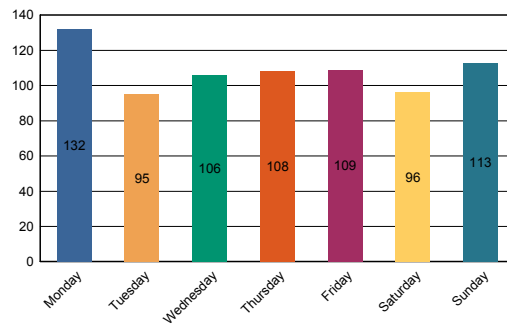
Unit Responses



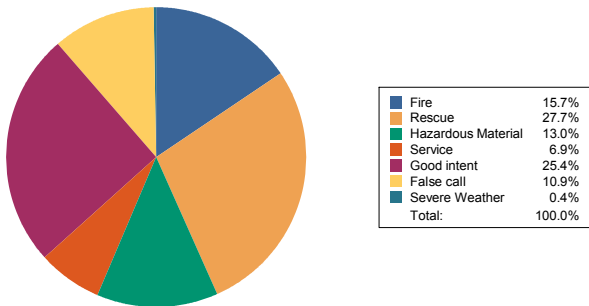
Calls, Day versus Night



Calls, Day of Week



NFIRS Code Summary



Breakdown, by First Due

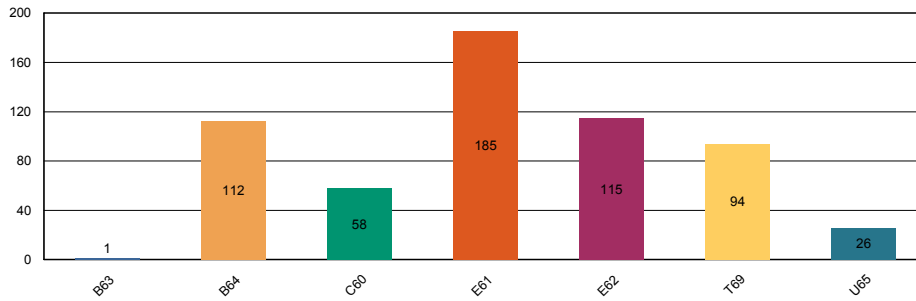
CHQ	F01	F02	F03	F04	F05	F08	F10	F11	FDI	Total
5	7	1	14	22	647	2	52	1	8	759

Station 06 Units

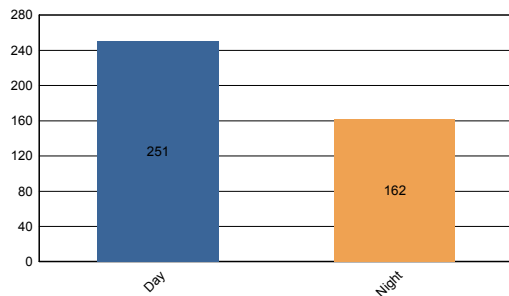
Incident Count: 413

Unit Responses: 591

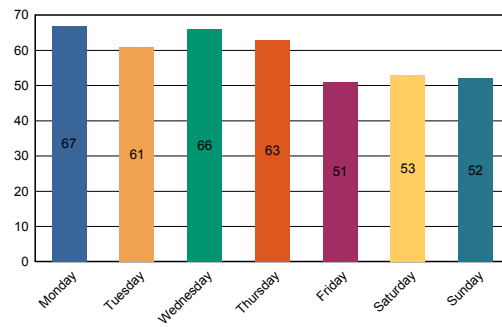
### Unit Responses



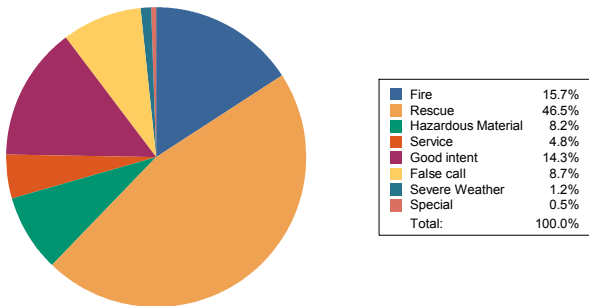
### Calls, Day versus Night



### Calls, Day of Week



### NFIRS Code Summary



### Breakdown, by First Due

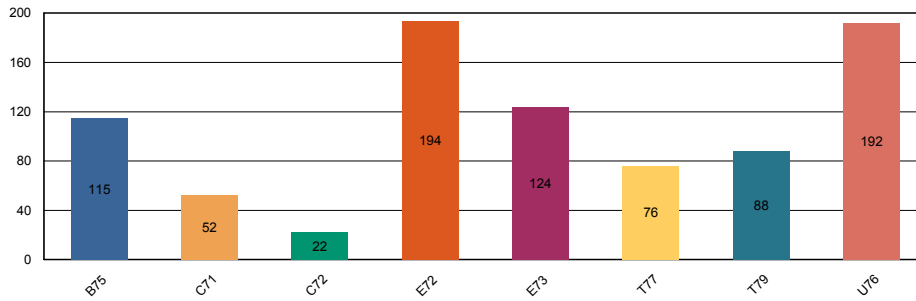
CHQ	F01	F02	F04	F06	F07	F08	F09	F10	F11	F12	DFD	Total
3	15	49	33	277	1	17	1	1	5	7	4	413

Station 07 Units

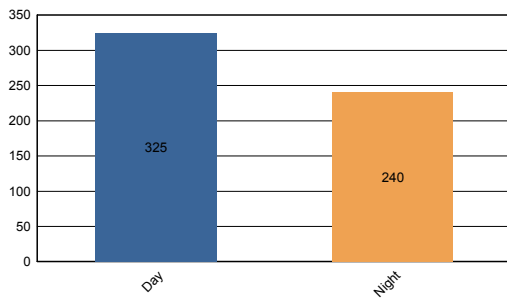
Incident Count: 565

Unit Responses: 863

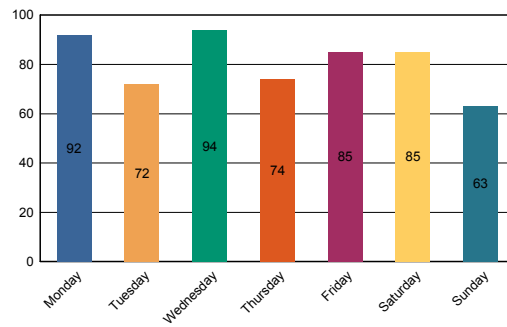
### Unit Responses



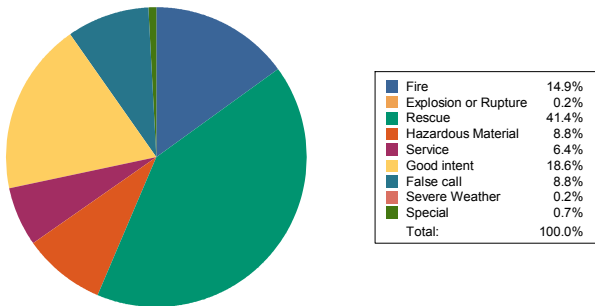
### Calls, Day versus Night



### Calls, Day of Week



### NFIRS Code Summary



### Breakdown, by First Due

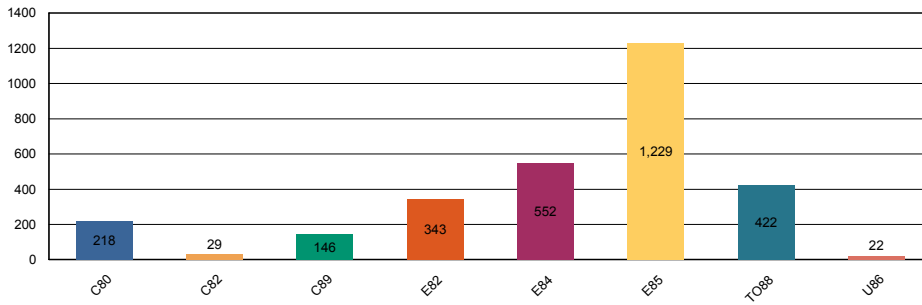
CHQ	F02	F03	F05	F07	F10	F11	FDF	Total
4	4	12	4	510	1	28	2	565

Station 08 Units

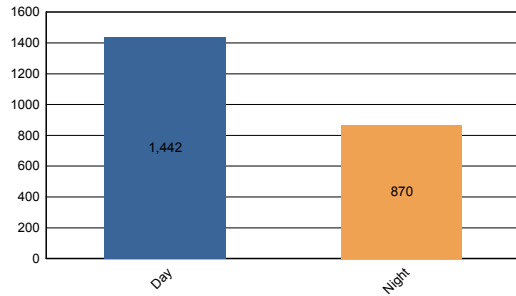
Incident Count: 2,312

Unit Responses: 2,961

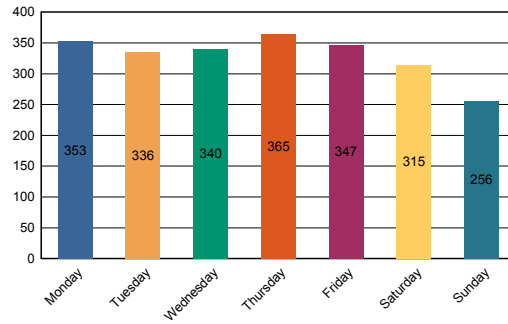
Unit Responses



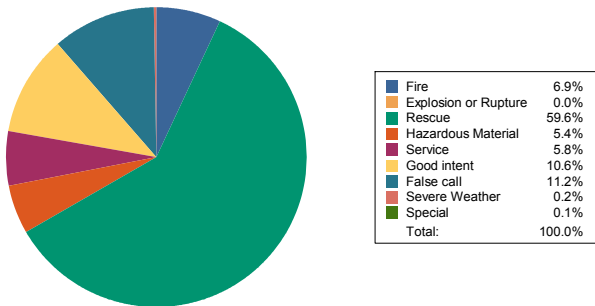
Calls, Day versus Night



Calls, Day of Week



NFIRS Code Summary



Breakdown, by First Due

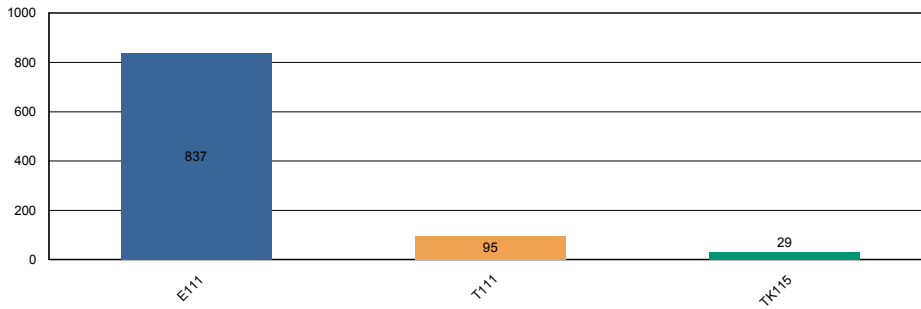
AHQ	CHQ	F01	F02	F04	F05	F06	F07	F08	F09	F10	F11	F12	FCW	FDL	Total
1	12	49	14	69	11	14	8	1,978	1	88	22	27	2	16	2,312

Station 11 Units

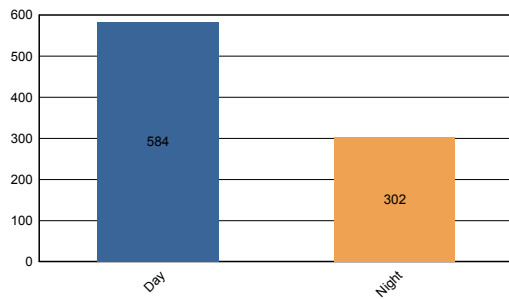
Incident Count: 886

Unit Responses: 961

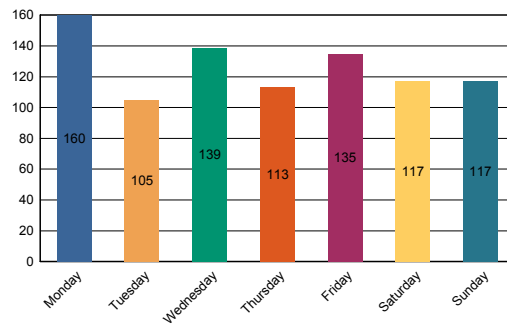
### Unit Responses



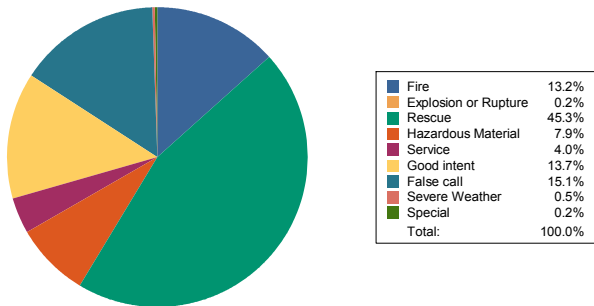
### Calls, Day versus Night



### Calls, Day of Week



### NFIRS Code Summary



### Breakdown, by First Due

AHQ	CHQ	F01	F02	F03	F04	F05	F06	F07	F08	F10	F11	F12	FCW	FDL	Total
1	64	17	129	14	11	12	2	83	28	31	479	4	1	10	886

Station 12 Units

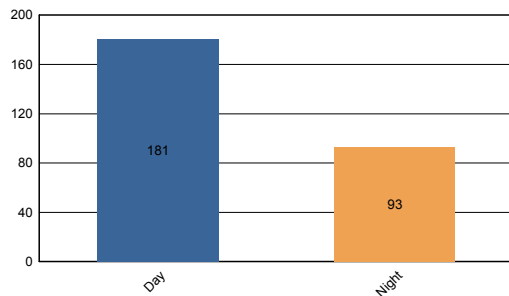
Incident Count: 274

Unit Responses: 274

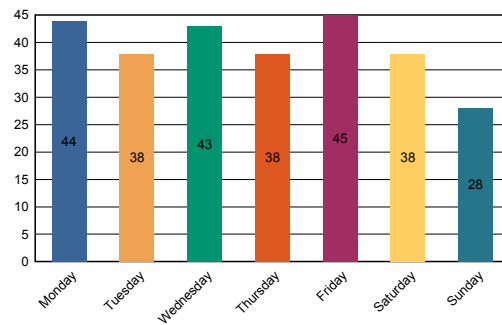
### Unit Responses



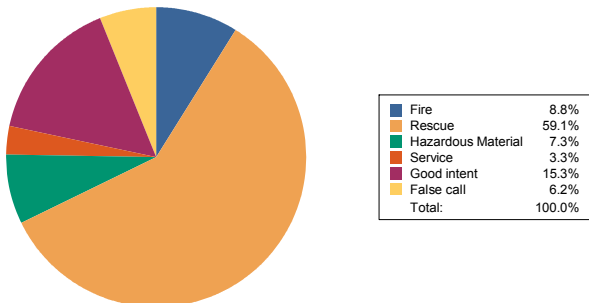
### Calls, Day versus Night



### Calls, Day of Week



### NFIRS Code Summary



### Breakdown, by First Due

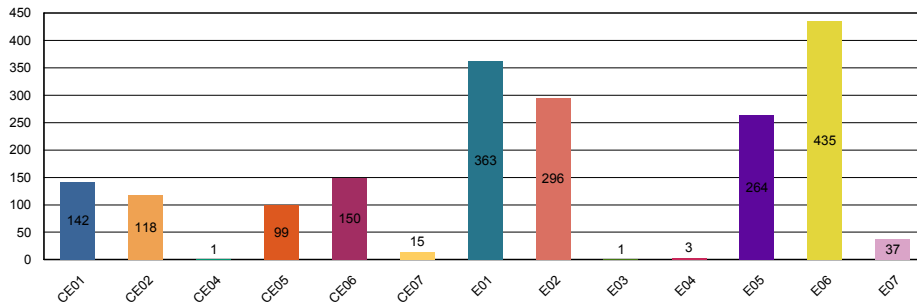
F01	F04	F06	F08	F10	F11	F12	Total
3	16	1	21	1	1	231	274

City Units

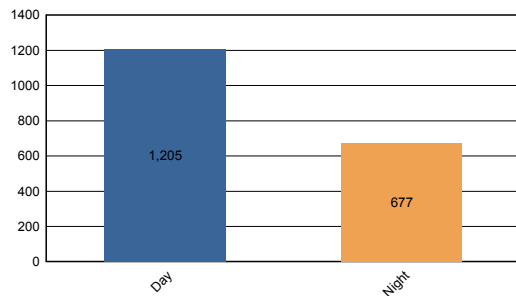
Incident Count: 1,882

Unit Responses: 1,924

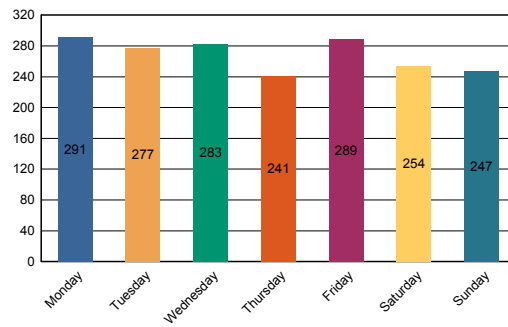
Unit Responses



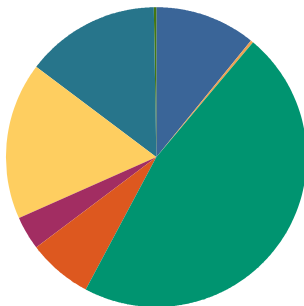
Calls, Day versus Night



Calls, Day of Week



NFIRS Code Summary

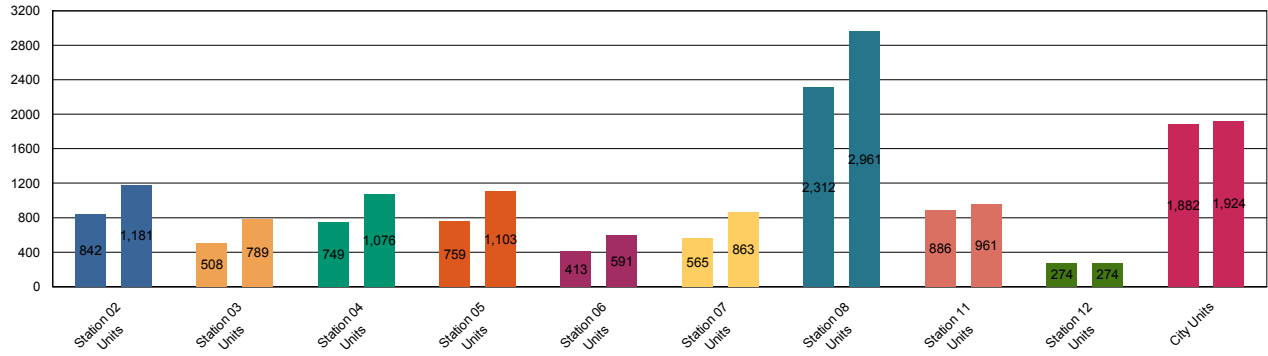


Fire	10.8%
Explosion or Rupture	0.2%
Rescue	46.7%
Hazardous Material	7.0%
Service	3.7%
Good intent	17.0%
False call	14.3%
Severe Weather	0.2%
Special	0.2%
Total:	100.0%

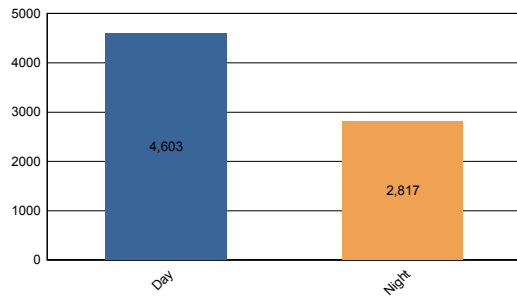
Breakdown, by First Due

AHQ	CHQ	F01	F02	F03	F04	F05	F06	F07	F08	F09	F10	F11	F12	FCW	Total
4	266	607	56	34	10	95	12	9	195	1	425	161	5	2	1,882

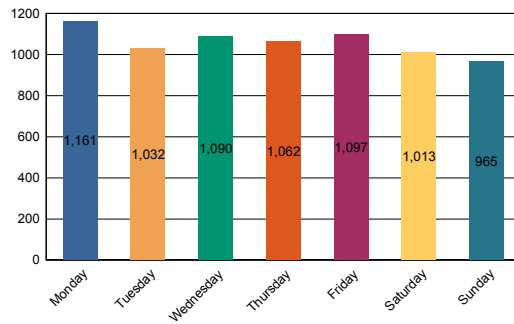
### Reponse Count, Incident and Unit



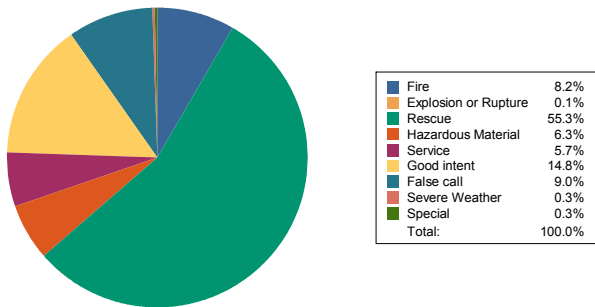
### Calls, Day versus Night



### Calls, Day of Week



### NFIRS Code Summary



### Breakdown, by First Due

AHQ	CHQ	F01	F02	F03	F04	F05	F06	F07	F08	F09	F10	F11	F12	FCW	FDL
4	269	609	688	407	597	679	281	515	2,071	1	426	548	259	5	61

---

<b>Total</b>
7,420

---