

Incident Summary

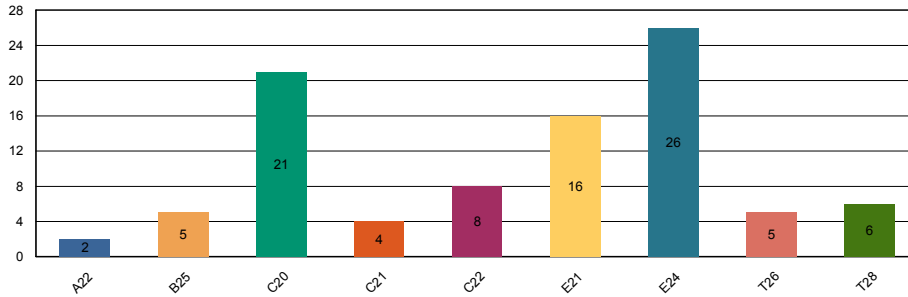
Total Number of Unit Responses: 875

Date Range From: 3/1/2009 To 3/31/2009

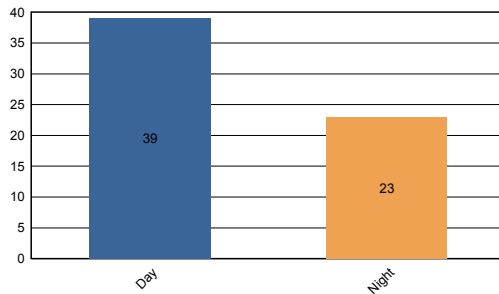
Total Number of Incidents: 564

| | | |
|------------------|--------------------|--------------------|
| Station 02 Units | Incident Count: 62 | Unit Responses: 93 |
|------------------|--------------------|--------------------|

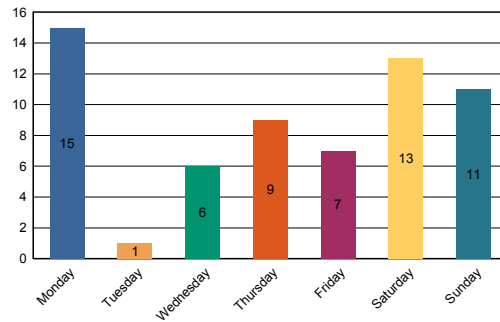
Unit Responses



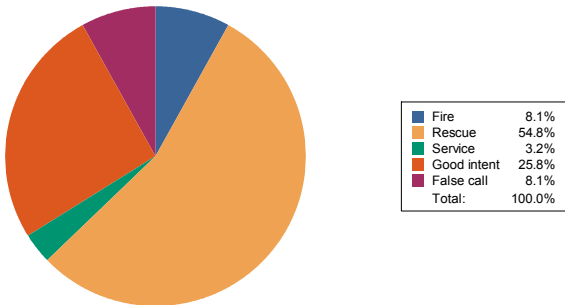
Calls, Day versus Night



Calls, Day of Week



NFIRS Code Summary



Breakdown, by First Due

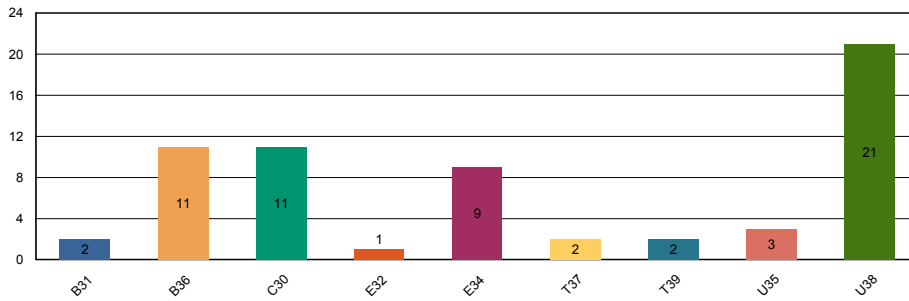
| CHQ | F01 | F02 | F11 | Total |
|-----|-----|-----|-----|-------|
| 1 | 11 | 49 | 1 | 62 |

Station 03 Units

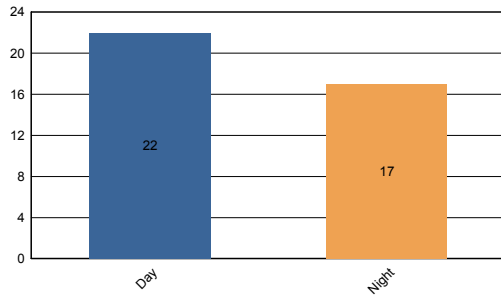
Incident Count: 39

Unit Responses: 62

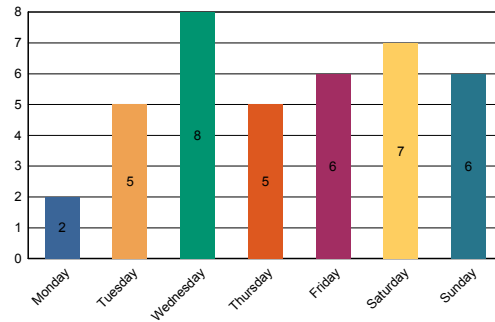
Unit Responses



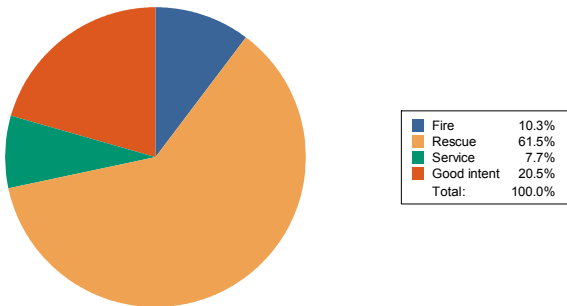
Calls, Day versus Night



Calls, Day of Week



NFIRS Code Summary



Breakdown, by First Due

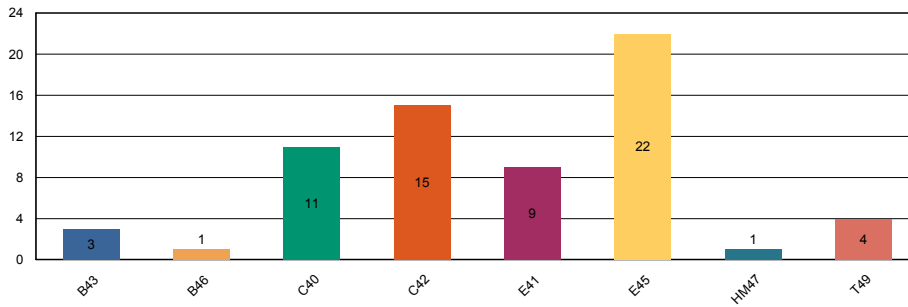
| F03 | F05 | F07 | F10 | FDf | Total |
|-----|-----|-----|-----|-----|-------|
| 33 | 2 | 2 | 1 | 1 | 39 |

Station 04 Units

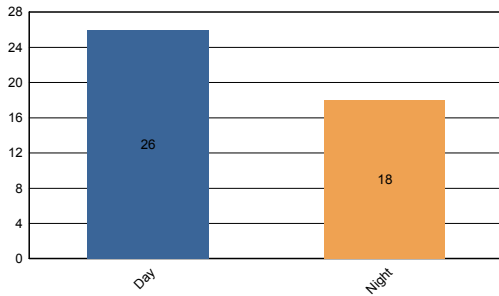
Incident Count: 44

Unit Responses: 66

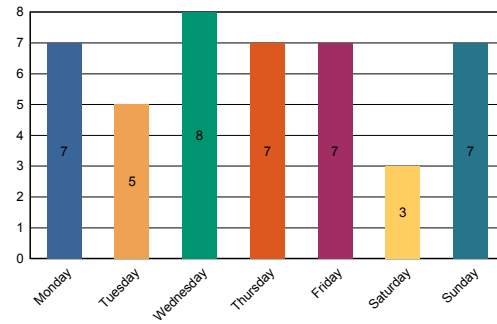
Unit Responses



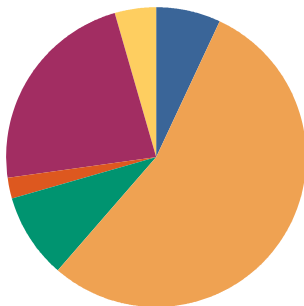
Calls, Day versus Night



Calls, Day of Week



NFIRS Code Summary

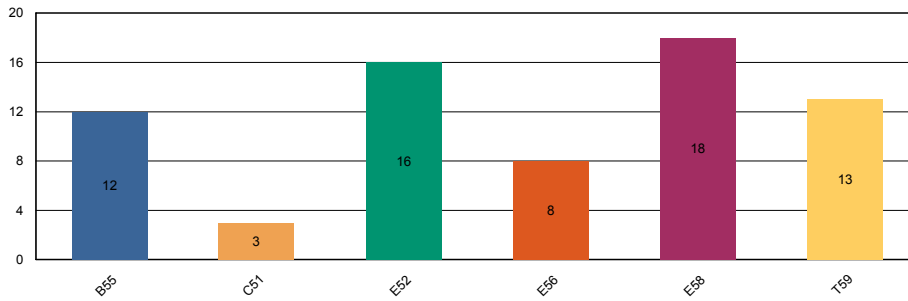


| | |
|--------------------|--------|
| Fire | 6.8% |
| Rescue | 54.5% |
| Hazardous Material | 9.1% |
| Service | 2.3% |
| Good intent | 22.7% |
| False call | 4.5% |
| Total: | 100.0% |

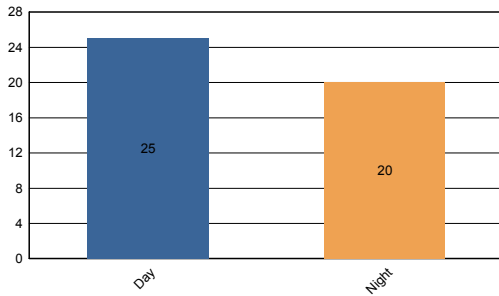
Breakdown, by First Due

| F04 | F08 | F12 | Total |
|-----|-----|-----|-------|
| 33 | 1 | 10 | 44 |

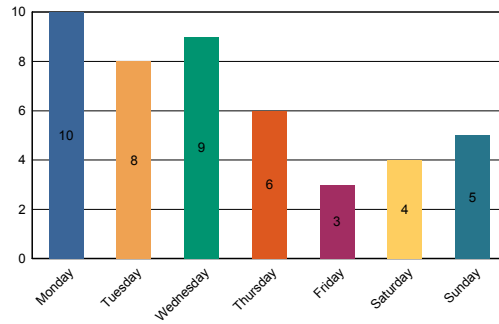
Unit Responses



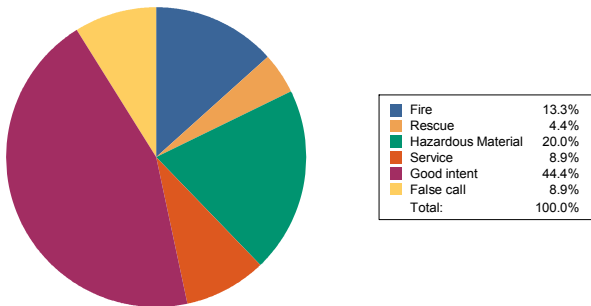
Calls, Day versus Night



Calls, Day of Week



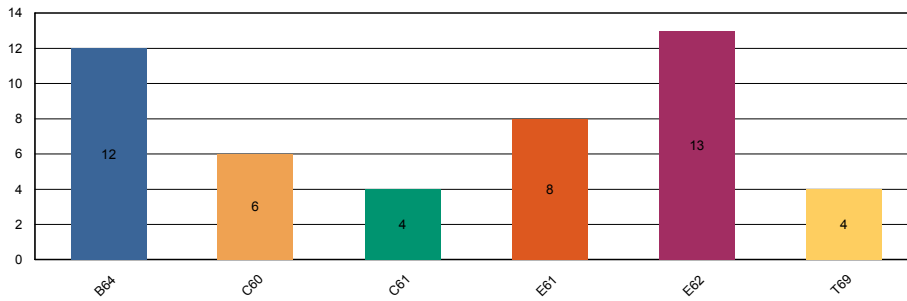
NFIRS Code Summary



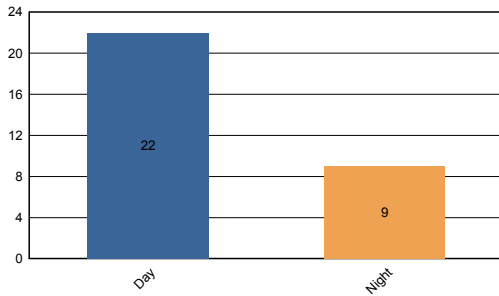
Breakdown, by First Due

| F05 | F08 | F10 | F11 | Total |
|-----|-----|-----|-----|-------|
| 40 | 1 | 3 | 1 | 45 |

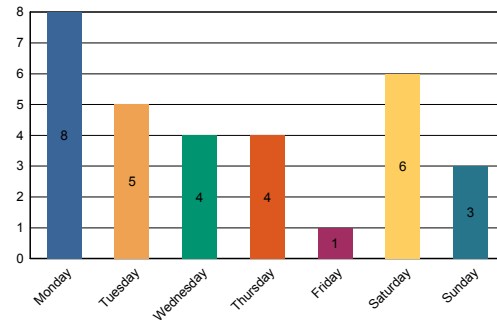
Unit Responses



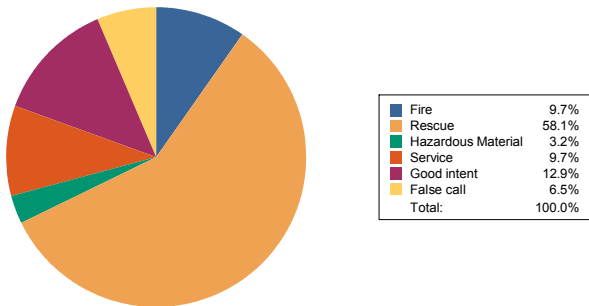
Calls, Day versus Night



Calls, Day of Week



NFIRS Code Summary



Breakdown, by First Due

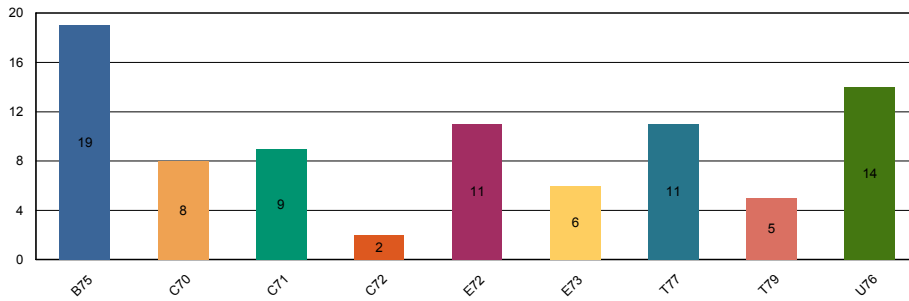
| F01 | F02 | F06 | F08 | F11 | Total |
|-----|-----|-----|-----|-----|-------|
| 1 | 3 | 24 | 1 | 2 | 31 |

Station 07 Units

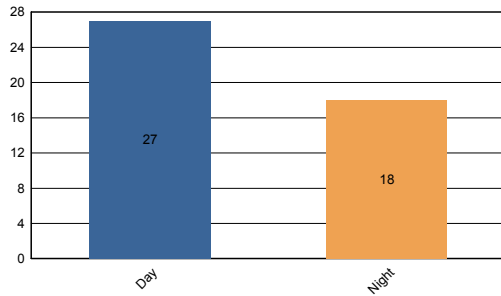
Incident Count: 45

Unit Responses: 85

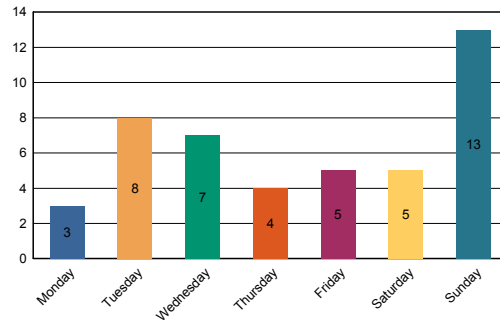
Unit Responses



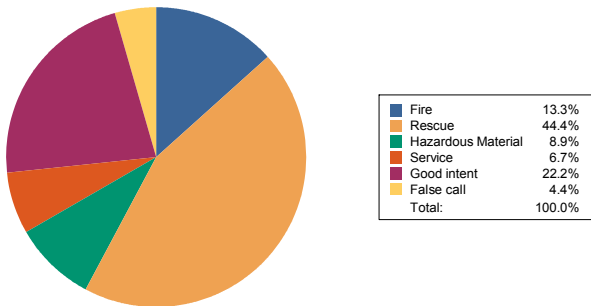
Calls, Day versus Night



Calls, Day of Week



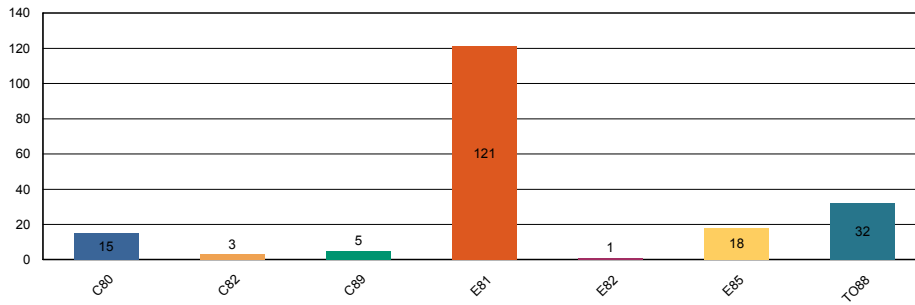
NFIRS Code Summary



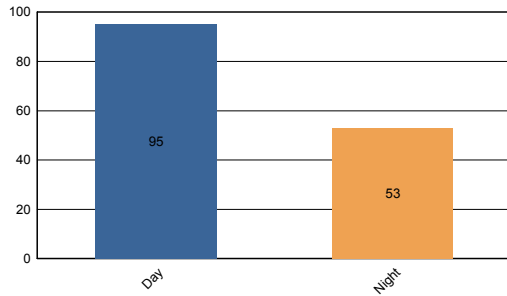
Breakdown, by First Due

| F03 | F07 | F11 | Total |
|-----|-----|-----|-------|
| 1 | 43 | 1 | 45 |

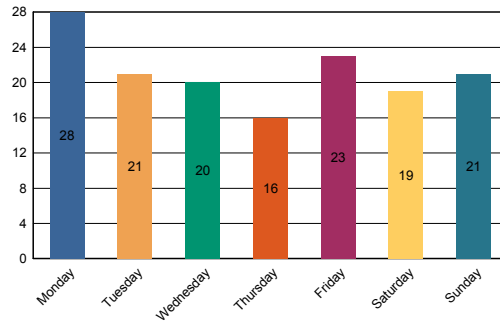
Unit Responses



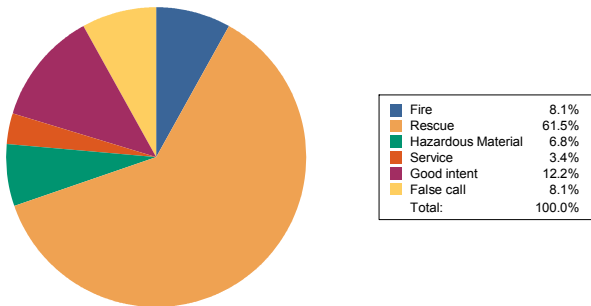
Calls, Day versus Night



Calls, Day of Week



NFIRS Code Summary



Breakdown, by First Due

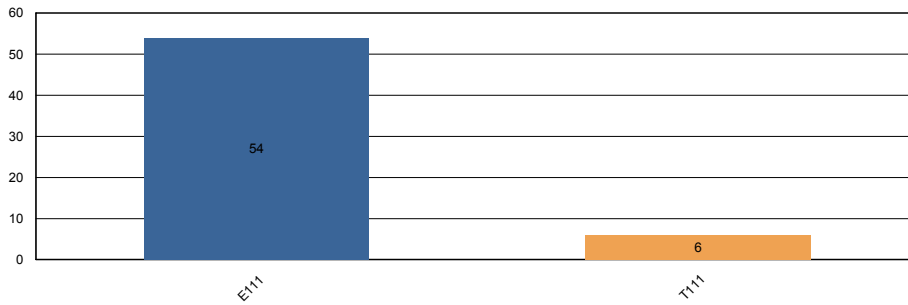
| CHQ | F01 | F02 | F07 | F08 | F10 | F12 | Total |
|-----|-----|-----|-----|-----|-----|-----|-------|
| 2 | 4 | 1 | 1 | 128 | 6 | 6 | 148 |

Station 11 Units

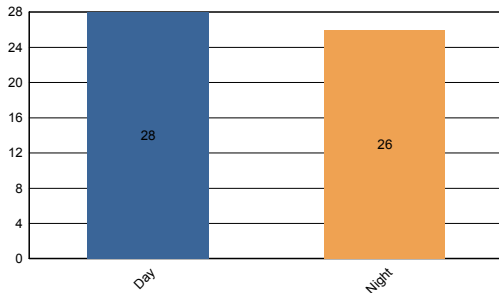
Incident Count: 54

Unit Responses: 60

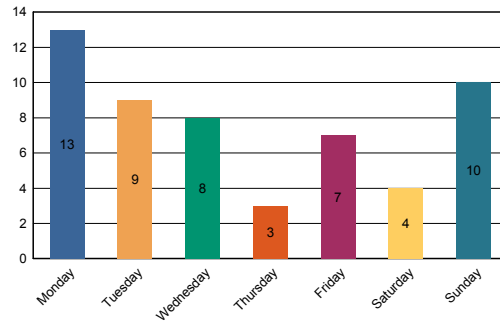
Unit Responses



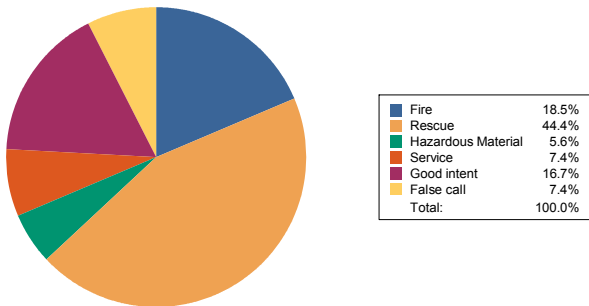
Calls, Day versus Night



Calls, Day of Week



NFIRS Code Summary



Breakdown, by First Due

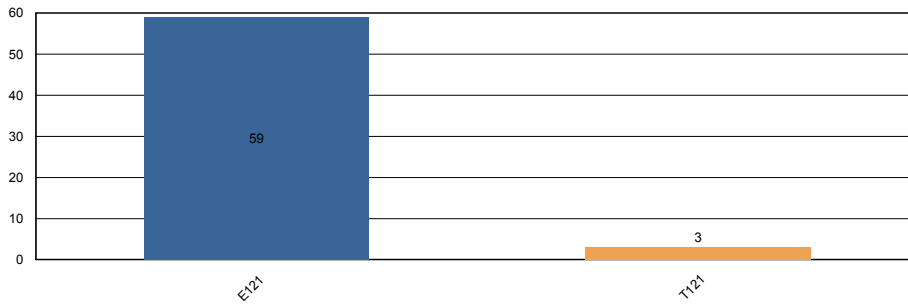
| CHQ | F01 | F02 | F05 | F07 | F08 | F10 | F11 | DFD | Total |
|-----|-----|-----|-----|-----|-----|-----|-----|-----|-------|
| 5 | 4 | 11 | 1 | 3 | 2 | 2 | 25 | 1 | 54 |

Station 12 Units

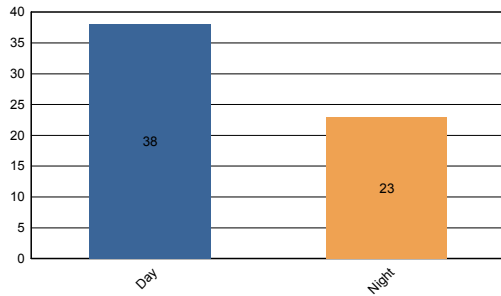
Incident Count: 61

Unit Responses: 62

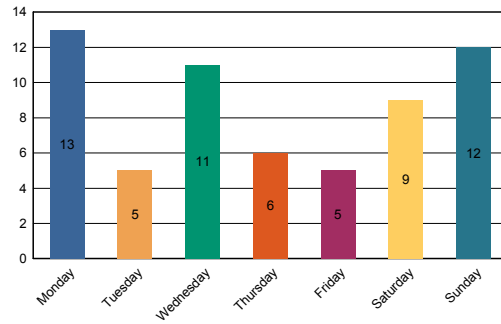
Unit Responses



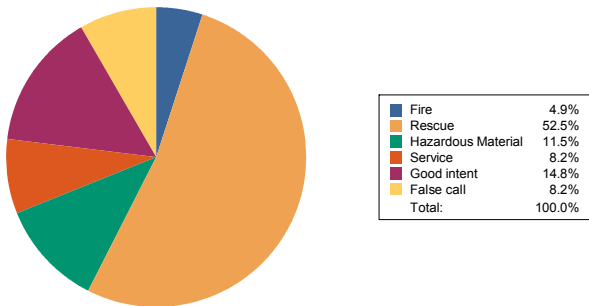
Calls, Day versus Night



Calls, Day of Week



NFIRS Code Summary



Breakdown, by First Due

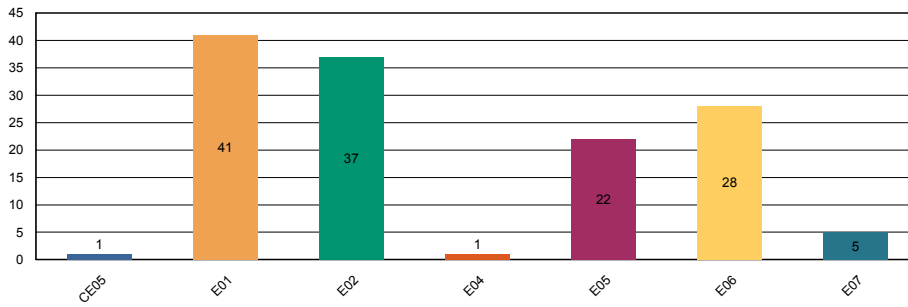
| F02 | F04 | F06 | F08 | F10 | F12 | Total |
|-----|-----|-----|-----|-----|-----|-------|
| 1 | 4 | 1 | 2 | 2 | 51 | 61 |

City Units

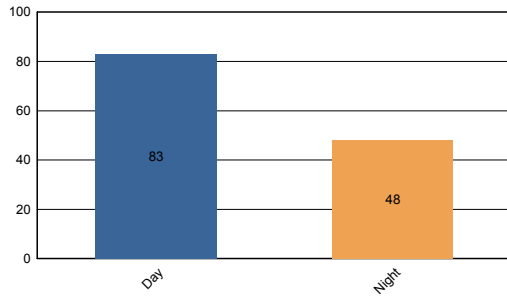
Incident Count: 131

Unit Responses: 135

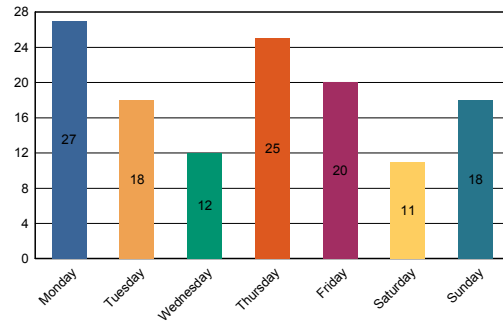
Unit Responses



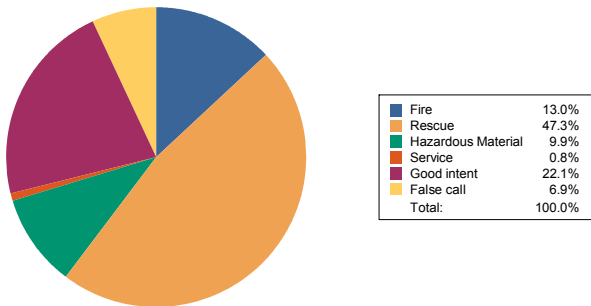
Calls, Day versus Night



Calls, Day of Week



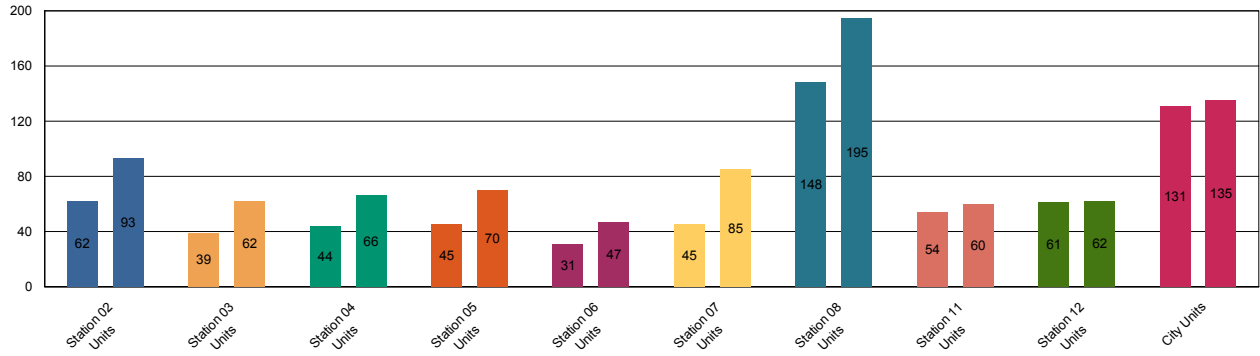
NFIRS Code Summary



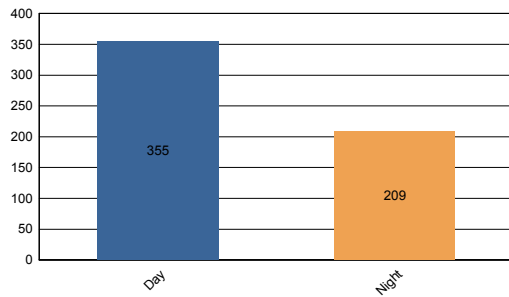
Breakdown, by First Due

| CHQ | F01 | F02 | F05 | F08 | F10 | F11 | Total |
|-----|-----|-----|-----|-----|-----|-----|-------|
| 22 | 61 | 2 | 3 | 14 | 23 | 6 | 131 |

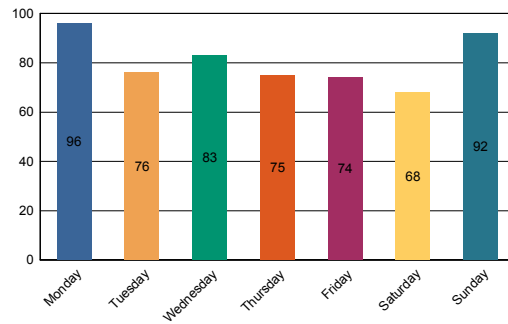
Reponse Count, Incident and Unit



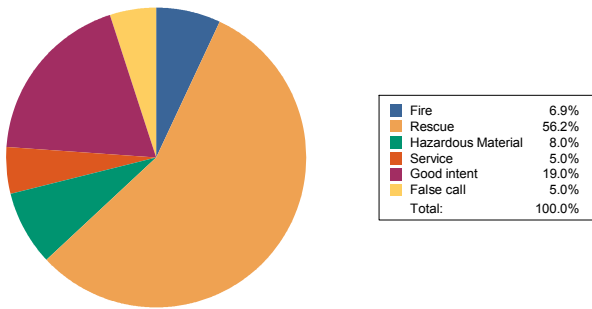
Calls, Day versus Night



Calls, Day of Week



NFIRS Code Summary



Breakdown, by First Due

| CHQ | F01 | F02 | F03 | F04 | F05 | F06 | F07 | F08 | F10 | F11 | F12 | DFD | Total |
|-----|-----|-----|-----|-----|-----|-----|-----|-----|-----|-----|-----|-----|-------|
| 23 | 68 | 49 | 33 | 35 | 43 | 24 | 43 | 134 | 25 | 30 | 55 | 2 | 564 |